


Other **CW** INDUSTRIES Products

CW ROCKER & POWER SLIDE SWITCHES CATALOG



From miniature to standard full-sized switches, CW offers a comprehensive line of high-quality, attractively styled and very competitively priced rocker and power slide switches. We offer switches rated to 16A @ 125/250 Vac in circuitries ranging from SPST through DPDT, including center-off, spring-return, and illuminated versions. A variety of color, marking, and termination options are available. Our patented unique contact sliding and rotating action ensures contact cleanliness and extended life.


CW TORQ-TITE™ IDC CONNECTOR SYSTEM CATALOG





Details CW's complete line of .050" center IDC cable and connectors for mass termination, featuring the patented Torq-Tite™ contact for gas-tight connections. Catalog includes comprehensive design and application data on DIPs, PCBs, sockets, headers, card-edge and D-subminiature connectors, as well as cable and assembly tooling. Connectors are UL, CSA and QPL listed under MIL-C-B3503 and MILC-2430B. Reference data on material selection and shielding techniques for EMI/RFI protection is included.




CW SLIDE SWITCH CATALOG



From micro-miniature, to miniature, and standard-sized slide switches, CW offers the most comprehensive line of slide switches for panel or PC board mounting. A wide variety of circuitry options is available ranging from one through four poles and one through five positions. Switches are available in .5 to 16A @ 125 Vac - including top, side, and end actuated designs. Custom cap and superstructure options make CW slide switches extremely versatile and attractive.



Your Solution for Custom-Designed Switches, Connectors & Assemblies



CW Industries - 130 James Way - Southampton PA 18966
Phone: 215-355-7080 • Fax: 215-355-1088
Email: Info@cwind.com Or Visit our website at www.cwind.com



An ISO Company that
Delivers World Class Quality

PUSHBUTTON & ROCKER SWITCHES

INNOVATION EVERY STEP OF THE WAY

CW Industries supplies leading industrial, consumer and defense electronics manufacturers with complex electromechanical slide, rocker and pushbutton switches; insulation displacement and Mil Spec connectors; and a variety of custom assemblies that require a high level of precision, performance and accountability. Our core competency is to offer each customer the highest value product at the most competitive price, utilizing our superior mix of manufacturing and technical talent.



History on paper. This drafting room diary records the engineering department activities of the Wirt Company in the year 1912.


SERVING CUSTOMERS SINCE 1904

Our history dates from the earliest days of electronics. The Wirt Company was founded in 1904 by Charles Wirt, an associate of Thomas Alva Edison. Wirt pioneered the development of wire wound potentiometers, fixed wire wound resistors, automotive spark suppressors and slide switches. At the same time, engineers at Continental Carbon, Inc., were creating basic processes for manufacturing carbon composition resistors, metal film resistors and carbon film resistors. Following their merger, Continental Carbon, Inc. and The Wirt Company became Continental-Wirt Electronics Corporation and more recently, CW Industries.

As CW Industries, we have developed patented products and processes for several segments of the electronics industry. These products include slide, rocker and pushbutton switches; insulation displacement connectors; and a variety of custom products.


DESIGN ENGINEERING

CW Engineering works closely with our customers to design innovative, high quality and cost driven options for electromechanical switches, connectors, wire harnesses, insert molded lead frame assembly, and PCB assemblies. We provide comprehensive customer support with on-site design and technical assistance to enable our customers to go from product concept to production without delay. Our engineers utilize Catia, Pro E, AutoCAD & Solid Works software and Stereo Lithography Apparatus (SLA) to rapidly produce prototypes without incurring substantial tooling costs. Our innovative ideas have resulted in many patented and trademarked items.



AN ISO COMPANY THAT DELIVERS WORLD CLASS QUALITY

CW Industries has a long-standing reputation for providing high quality components to its customers. Our quality assurance program insures that we can consistently provide our customers with products that meet or exceed their application requirements. We are ISO 9001 certified and our staff monitors the quality process from design to finished product. Our Test Laboratories are fully equipped to monitor and test CW switches and connectors to published standards in addition to testing to customer specific requirements. Our in house test facilities are qualified to Department of Defense standards.



MANUFACTURING & AUTOMATION

Our fully integrated manufacturing facilities permit us to control the conversion of raw materials to finished product. In addition to engineering each of our basic designs and patented features, we have the capabilities to injection and insert mold, stamp and plate in-house virtually every component used in each of our products. We design and build our own molds and contact dies in three state of the art tool shops as well as most of our assembly equipment. We also have automated and semi automated equipment with vision systems integrated into the equipment to ensure high quality and repeatability.

CUSTOM PRODUCTS AND ASSEMBLIES

Leading commercial and military OEM's throughout the world rely on CW to supply custom electromechanical products and assemblies. In addition to our standard product offering, we supply custom wire harness, PCB assembly with ESD compliance, custom insert molded parts and stampings and other flexible, low cost assemblies using our strategic global partnerships. We offer total development and manufacturing support as our design teams transform your ideas into prototypes and test them in our UL, CSA and DOD-certified laboratory.



MARKETS SERVED

CW provides engineered solutions to many of the leading OEMs in a variety of industries including: Automotive, Marine and Recreation Vehicles, Healthcare, Electronics, Appliance, Industrial Controls, Lawn and Garden, Food Service, Aerospace and Defense, Floor Care, Gaming and others. CW products are also available through our network of stocking distributors and value added centers throughout the world to support your just in time delivery requirements.



CUSTOM DESIGNS FOR SUPERIOR PERFORMANCE

CW PART NO.	PUSHBUTTON SWITCHES	FUNCTION	MATERIAL/FEATURES
GPB001		2P SPST ON-(OFF) 3P SPDT ON-ON 3P SPDT ON-(ON)	Alkyd base (UL flame: 94V-0) for high insulation. Stainless steel cover for high corrosion resistance. Contacts and terminals are copper with silver alloy and silver plated. Epoxy sealed for dust and moisture resistant. Momentary functions available.
GPB023		2P SPST OFF-(ON) 2P SPST OFF-ON	Actuators are ABS (UL Frames: 94HB). Phenolic base Momentary functions available.
GPB024		2P SPST OFF-(ON) 2P SPST (OFF)-ON	Actuators are PBT (UL Frames: 94V-0). Frames are nickel plated metal. Phenolic base Momentary functions available.
GPB040		2P SPST OFF-(ON) 2P SPST OFF-ON	Actuators are ABS (UL Frames: 94HB). Phenolic base Momentary functions available.
GPB081		2P SPST OFF-(ON)	Frames are nickel plated brass. Bases are PBT with fiber glass. Momentary function.
GPB502		2P SPST OFF-(ON) 2P SPST (OFF)-ON 3P SPDT ON-(ON)	Frames are nylon (UL flame: 94V-2). Terminals are silver plated brass. Momentary functions available.
GPB507		2P SPST OFF-(ON)	Frames are nylon (UL flame: 94V-2). Terminals are silver plated brass. Momentary function.
GPB508		2P SPST OFF-(ON) 2P SPST OFF-ON	Frames are nylon with glass fiber (UL flame: 94V-2). Terminals are silver plated brass. Illuminated actuator are molded in PC, available with red, amber and green. Momentary function available.
GPB510		2P SPST OFF-(ON) 2P SPST (OFF)-ON	Frames are nylon (UL flame: 94V-2). Terminals are silver plated brass. Momentary function available.
GPB554		2P SPST (ON)-OFF 2P SPST ON-OFF 3P SPST (ON)-OFF (LED) 3P SPST ON-OFF (LED)	Frames are nylon (UL flame: 94V-2). Terminals are silver plated brass. Illuminated actuators are molded in PC, available with red, amber and green. Momentary function available.

* All CW pushbutton switches are RoHS compliant

RATING	OPTIONS	CUT-OUT	FITTING	TERMINAL
 6A 125V AC 3A 250V AC		4mm max. thk. matl. ø6.2 hole	Nut	Solder (SO) PC PC Angle (2.54) PC Angle (3.8)
 3A 125V AC 1.5A 250V AC		4mm max. thk. matl. ø12.2 hole	Nut	Solder (SO)
 3A 125V AC 1.5A 250V AC	Button available ø6 std. or ø10	4mm max. thk. matl. ø7.2 hole	Nut	Solder (SO)
 3A 125V AC 1.5A 250V AC		4mm max. thk. matl. ø12.2 hole	Nut	Solder (SO)
 0.5A 125V AC		4mm max. thk. matl. ø5.2 hole	Nut	PC
 3A 125V AC 1.5A 250V AC	Plastic body std. or metal body (nickel plated brass) available	3mm max. thk. matl. ø12.7 hole	Nut	Solder (SO)
 6A 125V AC 3A 250V AC	Plastic body std. or metal body (nickel plated brass) available	6mm max. thk. matl. ø16 hole	Nut	Solder (SO)
 3A 125V AC 1.5A 250V AC	Illuminated (LED) or Non-Illuminated available	7mm max. thk. matl. ø16 hole with 2 flats	Nut	Solder (SO)
 3A 125V AC 1.5A 250V AC		3mm max. thk. matl. ø12.7 hole with 1 flat	Snap-in	110 Quick Connect (SQ) Solder (SO)
6A 14V DC 3A 28V DC	Illuminated (LED) or Non-Illuminated available	0.7~3mm max. thk. matl. ø12.1 hole with Keyway	Snap-in	Solder (SO)

CW PART NO.	ROCKER SWITCHES	FUNCTION	MATERIAL/FEATURES
GRB049		2P SPST ON-OFF 3P SPDT ON-ON 6P DPDT ON-ON	Actuators are nylon (UL flame: 94V-2). Terminals are silver plated brass. Phenolic base.
GRB066		2P SPST ON-OFF 3P SPST ON-OFF (Illuminated) 3P SPDT ON-ON 3P SPDT ON-OFF-ON 2P SPST ON-OFF 2P SPST (ON)-OFF 3P SPDT ON-(ON) 3P SPDT ON-OFF-(ON) 3P SPDT (ON)-OFF-(ON) 4P SPST ON-OFF (LED)	Frames are nylon (UL flame: 94V-2). Terminals are silver plated brass. Illuminated actuators are molded in PC, available with red, amber and green. Snap-in mounting, easy to install switch into panel. Momentary functions available.
GRB073		4P DPST ON-OFF 3P SPST ON-OFF (Illuminated) 4P DPST ON-OFF (Illuminated) 2P SPST ON-OFF	Frames are nylon (UL flame: 94V-2). Terminals are silver plated brass. Illuminated actuators are molded in PC, available with red, amber and green.
GRB130		2P SPST ON-OFF 3P SPDT ON-ON 6P DPDT ON-ON	Actuators are nylon (UL flame: 94V-2). Terminals are silver plated brass. Phenolic base.
GRB136		2P SPST ON-OFF 3P SPDT ON-ON 6P DPDT ON-ON	Actuators are nylon (UL flame: 94V-2). Terminals are silver plated brass. Phenolic base.
GRB213		2P SPST ON-OFF 3P SPDT ON-ON 4P DPST ON-OFF 6P DPDT ON-ON	Frames are nylon (UL flame: 94V-2). Terminals are silver plated brass. Ideal for compact room design.
GRB243		2P SPST ON-OFF 2P SPST ON-(OFF) 2P SPST (ON)-OFF	Frames are nylon (UL flame: 94V-2). Terminals are silver plated brass. Momentary functions available.
GRB263		2P SPST ON-OFF 3P SPDT ON-ON 3P SPDT ON-OFF-ON 3P SPDT (ON)-OFF-(ON) 3P SPDT ON-OFF-(ON) 3P SPDT ON-(ON) 2P SPST (ON)-OFF 2P SPST ON-(OFF)	Frames are nylon (UL flame: 94HB). Terminals are silver plated brass. Actuators are nylon with glass fiber, (UL flame: 94HB) Water proof and dust proof to fit IP-56, except illuminated types. Momentary functions available.
GRB290		4P SPST ON-OFF (LED) 5P SPDT ON-ON (LED)	Frames are nylon (UL flame: 94V-2). Terminals are silver plated brass. Illuminated actuators are molded in PC, available with red, amber and green. Snap-in mounting, easy to install switch into panel.
GRB293		2P SPST ON-OFF 3P SPST ON-OFF (Illuminated) 3P SPDT ON-ON	Frames are nylon (UL flame: 94V-2). Terminals are silver plated brass. Illuminated actuators are molded in PC, available with red, amber and green. Snap-in mounting, easy to install switch into panel.

RATING	OPTIONS	CUT-OUT	FITTING	TERMINAL
 10A 125V AC 6A 250V AC	With or without icons on button	6mm max. thk. matl. Ø18.2 hole	Nut	Solder (SO)
 16A 125V AC 1/3HP 125V AC 10A 250V AC 1/2HP 250V AC	Water proof cover With or without icons on button	0.75~2.5mm max. thk. matl. 19.2 x 13 hole	Snap-in	187 Quick Connect (SQ) Solder (SO) PC PC Angle
 10A 125V AC 6A 250V AC	With or without icons on button	0.75~3mm max. thk. matl. 19.2 x 13 hole	Snap-in	187 Quick Connect (SQ) PC PC Angle
 10A 125V AC 6A 250V AC	With or without icons on button	6mm max. thk. matl. Ø18.2 hole with Keyway	Nut	Solder (SO)
 10A 125V AC 6A 250V AC	With or without icons on button	6mm max. thk. matl. Ø18.2 hole with Keyway	Nut	Solder (SO)
6A 125V AC 3A 250V AC		6mm max. thk. matl. Ø12.2 hole with 2 flats	Nut	110 Quick Connect (SQ)
 8A 125V AC 4A 250V AC	With or without icons on button	0.75~3mm max. thk. matl. 19.2 x 7 hole	Snap-in	187 Quick Connect (SQ)
 18A 125V AC 10A 277V AC 16A 125V AC 3/4HP 10A 277V AC 3/4HP	Illuminated or Non- Illuminated available	0.75~3mm max. thk. matl. 21.2 x 36.6 hole	Snap-in	250 Quick Connect (SQ) SAE Quick Connect (SQ) Solder (SO) SC6-32UNC
6A 125V AC 3A 250V AC 10A 12V DC 6A 24V DC	Paddle button or Rocker	0.75~3mm max. thk. matl. Ø18 hole with 2 flats	Snap-in	Solder (SO)
10A 125V AC 6A 250V AC 20A 12V DC 10A 24V DC	Illuminated or Non- Illuminated available	0.7~3mm max. thk. matl. Ø22 hole with Keyway	Snap-in	250 Quick Connect (SQ)

* All CW rocker switches are RoHS compliant